Surface Mount

Low Pass Filter

SALF-865+
SALF-865

50Ω DC to 865 MHz

CASE STYLE: YY101
PRICE: $6.95 ea. QTY (1-9)

+ RoHS compliant in accordance with EU Directive (2002/95/EC)

The +Suffix identifies RoHS Compliance. See our web site for RoHS Compliance methodologies and qualifications.

Maximum Ratings

Operating Temperature	-40°C to 85°C
Storage Temperature	-55°C to 100°C
Power Input	0.5W max.

Pin Connections

INPUT	1
OUTPUT	8
GROUND	2,3,4,5,6,7

Features

- 7-section elliptic function
- excellent rejection

Applications

- defense communications
- receivers/transmitters
- harmonic rejection of VCOs

Outline Drawing

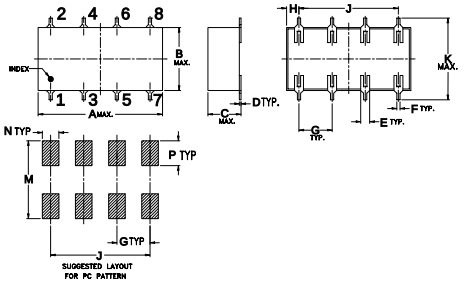

Outline Dimensions (inch / mm)

A	B	C	D	E	F	G
.75	.38	.20	.010	.050	.020	.200
19.05	9.65	5.08	0.25	1.27	0.51	5.08

H	J	K	M	N	P	wt
.075	.600	.450	.470	.100	.150	grams
1.91	15.24	11.43	11.94	2.54	3.81	1.6

Demo Board MCL P/N: TB-187
Suggested PCB Layout (PL-049)

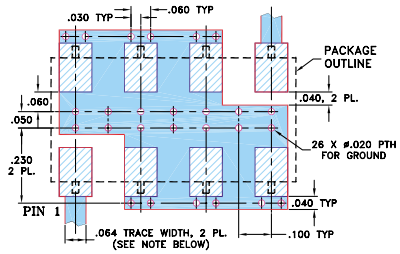

NOTES: 1. TRACE WIDTH IS SHOWN FOR ROGERS RO4350B WITH DIELECTRIC THICKNESS .030" ± .002"; COPPER: 1/2 OZ. EACH SIDE. FOR OTHER MATERIALS TRACE WIDTH MAY NEED TO BE MODIFIED.
2. BOTTOM SIDE OF THE PCB IS CONTINUOUS GROUND PLANE.

DENOTES PCB COPPER LAYOUT WITH SMOBC (SOLDER MASK OVER BARE COPPER)

DENOTES COPPER LAND PATTERN FREE OF SOLDER MASK

Low Pass Filter Electrical Specifications

PASSBAND (MHz)	fco, (MHz) Nom.	STOPBAND (MHz)		VSWR (:1)	
(loss <1 dB)	(loss 3 dB) Typ.	(loss > 20 dB) Min.	(loss > 35 dB) Min.	Pass band typ.	Stop band typ.
DC-865	980	1300-1400	1400-2550	1.4	18

typical frequency response

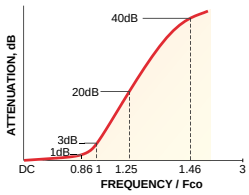

electrical schematic

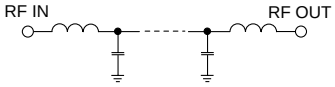

Typical Performance Data

Frequency (MHz)	Insertion Loss (dB) x̄	Insertion Loss (dB) σ	Return Loss (dB)
1.00	0.02	0.00	52.50
200.00	0.19	0.01	18.38
425.00	0.28	0.01	18.30
650.00	0.35	0.00	25.24
800.00	0.52	0.01	18.75
865.00	0.54	0.01	29.17
900.00	0.66	0.04	21.87
910.00	0.75	0.06	18.31
980.00	2.19	0.25	6.10
1000.00	3.27	0.34	4.39
1210.00	20.21	0.60	0.48
1300.00	28.34	0.76	0.36
1400.00	40.68	1.67	0.37
1600.00	42.12	0.78	0.44
1800.00	40.14	0.36	0.43
2000.00	41.45	0.32	0.43
2400.00	53.98	1.66	0.49
2550.00	56.02	1.99	0.49
2600.00	53.42	1.94	0.47
3000.00	26.74	0.21	0.68

SALF-865
INSERTION LOSS

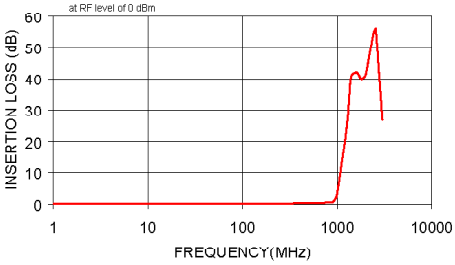

SALF-865
RETURN LOSS

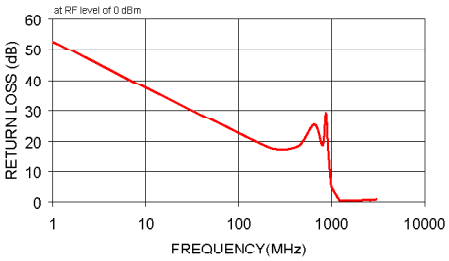

Mini-Circuits®
INTERNET http://www.minicircuits.com
P.O. Box 350166, Brooklyn, New York 11235-0003 (718) 934-4500 Fax (718) 332-4661
Distribution Centers NORTH AMERICA 800-654-7949 • 417-335-5935 • Fax 417-335-5945 • EUROPE 44-1252-832600 • Fax 44-1252-837010